



Scouts in Action Month 2020

Flight

Joey Scout Program



Theme – Up, Up and Away!

Time	Activity Title	Detail	Lead	Assist	Adult Support	Equipment	Location	Achievement Pathway
	Coming in Activity	Scarves and Goggles				Crepe paper, scissors, wool or hat elastic		
00.00	Opening	Flag break Reflection/Prayer Introduction to tonight's activity				Australian Flag Reflection/Prayer Book		
00.05	Game	Flying in Formation				Obstacles		
00.15	Game	Radar Romp				Obstacles, balloons		
00.20	Game	Bomber Training				Plasticine or blue tac and target		
00.25	Game	Mechanic Training				Nuts & bolts, rubber gloves (small)		
00.30	Game	Flying Blind				Blindfold per Joey Scout		
00.35	Construction	Airplanes				Cardboard boxes, tape, crepe paper		
01.00	Parade	Fly Past				Nil		
01.05	Activity	Night Flight				Torches		
01.15	Presentations	Award of Wings				Wings Certificates		
01.20	Closing	Flag down Reflection/Prayer Last Flight to Special Supper				Australian Flag Reflection/Prayer Book		



Scouts in Action Month 2020



Flight

Joey Scout Program



Notes

This program runs for 80 minutes – remove activities if less time is needed or arrange for a later pick up (parents can bring supper) if you want to use the full time.

Leaders and Joeys could come dressed as pilots or as a famous pilot such as Kingsford-Smith, or one of the Wright brothers.	
Supper could be presented in divided plates (foam food trays) like food on an aircraft (parents could prepare for those with special diets)	



Scouts in Action Month 2020

Flight

Joey Scout Program



Notes on Opening and Closing of Meetings

Openings and Closings are simply aspects of a program to signify the program has either commenced or concluded. These should not be treated as a ceremony, as the purpose that they have within the program and the meeting is different to that of most ceremonies. When done right, they should be brief and simple to ensure there's plenty of time for adventurous, fun, inclusive and challenging activities!

Before the closing of a meeting we like to review the program, talk about and discuss future events and sometimes hand out notices. It may be better to do all of this business informally, with the unit and adults sitting on the floor, chairs, bean bags, or other relaxed manner that establishes equality between youth members and adult members (preferably in a circle) to allow free flowing sharing of information and discussion. Many short, simple strategies can be used to review the program including using the Plan>Do>Review> balls. Once completed, we move to the flag ready for the Closing of the meeting. It is OK to have a short recap of this discussion, and the key points, later during the Meeting Closing, as long as the Key Closing Components are not lost.

The Opening and Closing example provided below is for when the Unit is at a Scout Hall and have access to a flag. Depending on the meeting/activity location, a more simple or shorter Opening and Closing might take place. It is important that there is a somewhat formal start and end of an activity or meeting, no matter the location. For unusual or non-standard locations, it is likely that the Australian Flag may not be involved, and the length of the opening/closing will probably be reduced.

- **Key Opening Components:**

- » Developmentally youth led
- » No longer than 5 minutes and will include:
 - › Welcome
 - › Flag break
 - › Recent events
 - › Outline of the night

- **Key Closing Components**

- » Developmentally youth led
- » No longer than 5 minutes and will include:
 - › Presentations & acknowledgements
 - › Flag down
 - › Closing statements by Unit Leader
 - › Farewell



Scouts in Action Month 2020

Flight

Joey Scout Program



Coming in Activity

Equipment


Method

Make scarves and goggles

Scissors, crepe paper, wool or hat elastic, goggle template

Give each Joey Scout a length of crepe paper and put around their neck to look like a pilots scarf

Cut around the goggle template and tie on wool or elastic (have some made up in advance so everyone gets one)



Game

Equipment

Method

Flying in Formation

Obstacles – chairs, traffic cones etc

Depending on the number of Joey Scouts in your Mob either divide them into teams or as one Mob.

Joeys line up with each Joey Scout touching the shoulders of the Joey Scout in front of them with arms outstretched.

On 'go' they run around the obstacle course without breaking in formation.



Scouts in Action Month 2020

Flight

Joey Scout Program



Game

Equipment

Method

Radar Romp

Existing obstacle course, a balloon per pair of Joey Scouts

Joey Scouts form up in pairs with a blown-up balloon jammed between their tummies. On 'go' they run around the obstacle course without losing their balloon.

Game

Equipment

Method

Bomber Training

Plasticine/blue tac and a target

Each Joey Scout is given a plasticine/Blue Tac 'bomb'. Joey Scouts line up and one at a time they run down the hall or play area with their arms outstretched and as they run past the target, they drop their bomb onto the target. Joeys could earn points (have point values on the rings of the target) or have a closest to the centre competition.

Game

Equipment

Method

Mechanic Training

Nuts and bolts and rubber gloves

Depending on the size of the mob it can be divided into teams or just have all lined up as one Mob.

First Joey Scout in each Team puts on the gloves and runs up to nut and bolt>

The Joey Scout screws the nut onto the bolt, when complete they then remove the nut again and return to the team and pass the gloves onto the next Joey Scout

Game

Equipment

Method

Flying Blind

Blindfold per Joey Scout or use their Scout scarf

Each Joey Scout is blindfolded. Leader calls out directions and paces and the Joey Scouts follow the directions.

Activity

Equipment

Method

Airplane Construction

Cardboard boxes (large) to fit a couple of Joey Scouts, masking tape, crepe paper, parent helpers

Place the Joey Scouts into pairs or small groups (will depend on the size of the cardboard boxes).

The groups make an airplane of their own design from the items provided, which will contain all members of the group at the same time. (Use your parent to assist the pairs/groups of Joey Scouts)



Scouts in Action Month 2020

Flight

Joey Scout Program



Activity
Equipment
Method

Fly Past
Aircraft made from previous activity
Each Pair/group get into the airplanes they have made and fly past the leaders/parents to show off the airplanes.

Activity
Equipment
Method

Night Flight
Aircraft from the previous activity, torch
Joey Scouts fly out of the hall lead by the Leaders and around the hall with their landing lights on.

Award
Equipment
Method

Presentation of Wings
Wings Certificates
Joey Scouts are presented with their Wings Certificates



Scouts in Action Month 2020
Flight
Joey Scout Program



Wings Award



Presented to

For outstanding flight performance

On _____

Flight Instructor _____